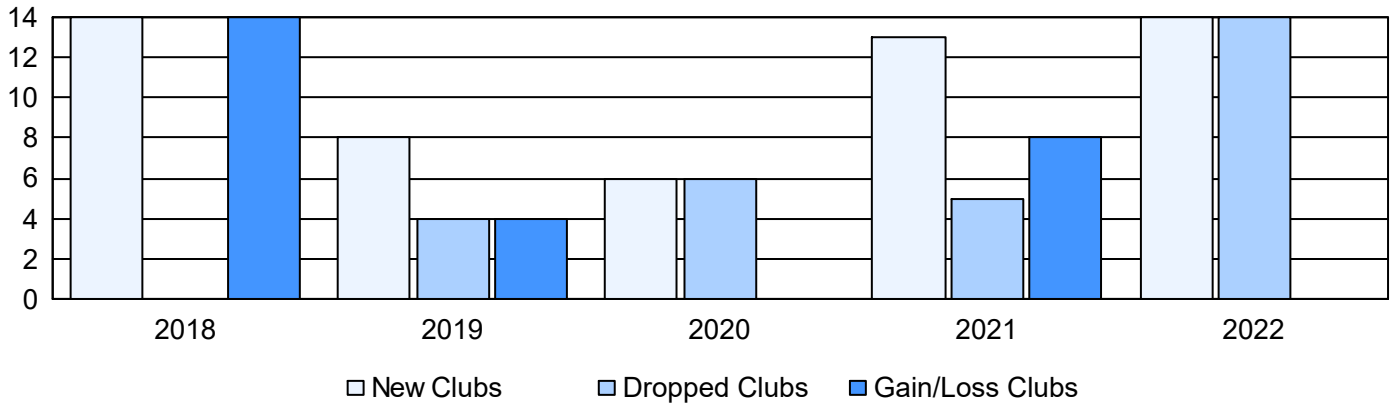
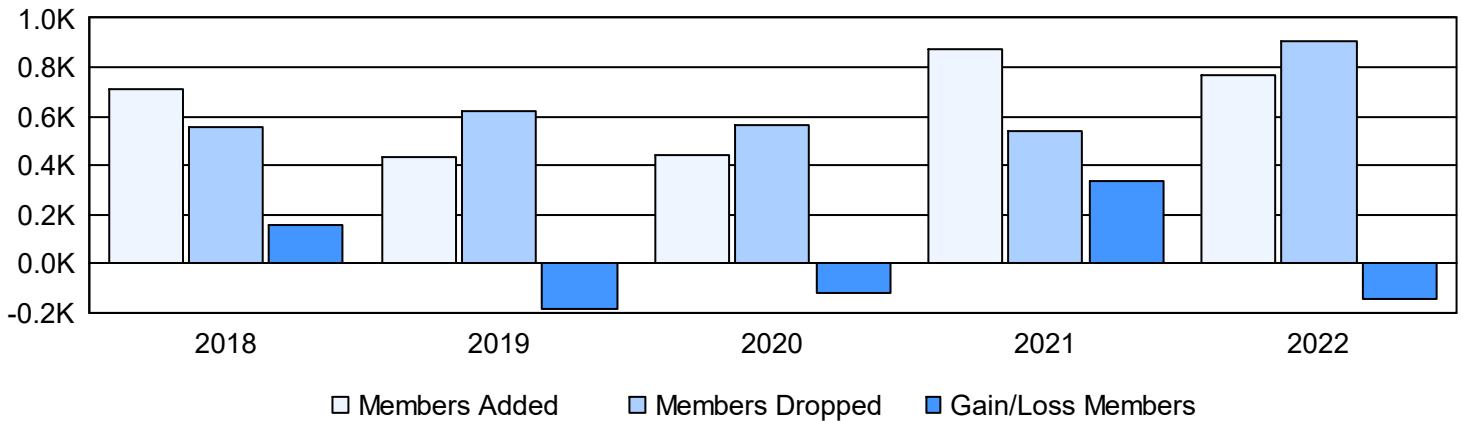


Year	New Clubs	Dropped Clubs	Gain/Loss Clubs	New Members	Charter Members	Reinstate Members	Transfer Members	Total Member Added	Total Members Dropped	Gain/Loss Members
2017-2018	14	0	14	350	334	22	3	709	555	154
2018-2019	8	4	4	212	190	27	2	431	619	-188
2019-2020	6	6	0	153	188	33	70	444	562	-118
2020-2021	13	5	8	466	374	15	16	871	536	335
2021-2022	14	14	0	324	413	20	8	765	909	-144
Average	11	6	5	301	300	23	20	644	636	8

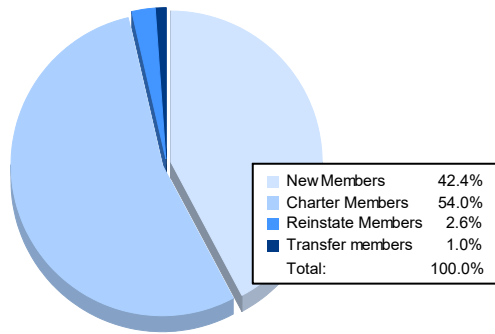
Clubs



Members



Membership Composition June 2022 Cumulative



Gender Composition June 2022 Cumulative

